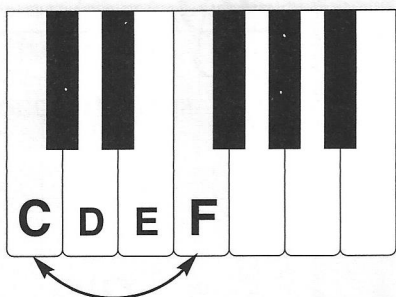



4th = a Skip Plus a Step

On the Keys



On the Staff



line to space

or

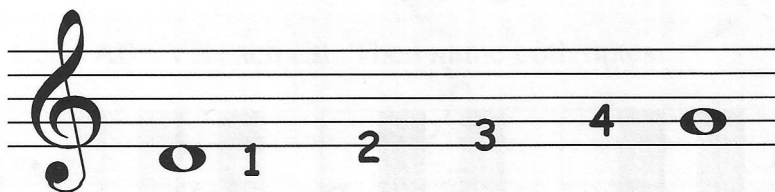


space to line

Count: 1 2 3 4 = 4th A 4th spans 4 letters.



To identify a **4th**, count each line and space.



Be sure to count the **first** and **last** notes!



Mixed-Up Intervals

- Write a **3rd UP**, then a **4th UP** for each example. Write the letter names below the notes.



3rd UP 4th UP


Ex. E G E A

3rd UP 4th UP




3rd UP 4th UP

3rd UP 4th UP


2. Write a **3rd DOWN**, then a **4th DOWN** for each example. 
Write the letter names below the notes.




3rd DOWN 4th DOWN




3rd DOWN 4th DOWN





3rd DOWN 4th DOWN




3rd DOWN 4th DOWN



3rd DOWN 4th DOWN



3rd DOWN 4th DOWN



Close your eyes. Your teacher will play a **2nd**, **3rd**, or **4th**. Listen for the notes played separately, then together.

Circle the interval you hear. 

a.  **2nd**  **3rd**  **4th**

b.  **2nd**  **3rd**  **4th**

c.  **2nd**  **3rd**  **4th**

d.  **2nd**  **3rd**  **4th**

e.  **2nd**  **3rd**  **4th**

f.  **2nd**  **3rd**  **4th**

For Teacher Use Only: The examples may be played in any order and repeated several times.

Create additional intervals (2nd, 3rd, 4th) using this model.

